

All return systems are furnished with turbine-type pumps and motor units, water gauge sets, water make-up valves, suction strainers, shut-off valves, and piping. CAUTION: Pumps for electric boilers require separate 120/1 or 220-440/3 supply. Boiler control transformer is not sized to carry pump motor load.

LV Series Simplex Vertical Return Systems								
Model:	Boiler (BHP)	Tank (GAL)	Pump Motor (HP)	Volt.	Price (USD)		Ship Weight (LBS)	W x H
					Simplex	SS Adder		
LV5	5	9	1/2	115/1	\$1,700	\$550	110	14" x 33"
LV8	10	16	1/2	115/1	\$1,720	\$550	125	14" x 43"
LV16	20	32	1/2	115/1	\$1,910	\$820	200	18" x 51"
LV20	25	32	3/4	115/1	\$2,020	\$800	200	18" x 51"
LV20-3	25	32	3/4	220-440/3	\$2,020	\$800	200	18" x 51"
LV25	30	46	3/4	115/1	\$2,250	\$920	205	18" x 63"
LV25-3	30	46	3/4	220-440/3	\$2,250	\$920	205	18" x 63"
LV35	40	46	1-1/2	220-440/3	\$2,680	\$920	205	18" x 63"
LV60	60	65	3	220-440/3	\$3,640	\$1,120	385	24" x 63"
LV75	80	80	3	220-440/3	\$3,880	\$1,230	405	24" x 70"
LV100	100	120	5	220-440/3	\$5,800	\$1,990	480	28" x 71"
LV150	150	150	5	220-440/3	\$6,040	\$2,090	480	28" x 83"

R Series Simplex Horizontal Return Systems								
Model:	Boiler (BHP)	Tank (GAL)	Pump Motor (HP)	Volt.	Price (USD)		Ship Weight (LBS)	L x W x H
					Simplex	SS Adder		
R1-Jr.	10	16	1/2	115/1	\$2,130		150	30" x 13" x 29"
R1	20	32	1/2	115/1	\$2,380		200	34" x 13" x 38"
R2	25	32	3/4	115/1	\$2,490		210	34" x 13" x 38"
R2-3	25	32	3/4	220-440/3	\$2,490		210	34" x 13" x 38"
R3	30	42	3/4	115/1	\$2,860		250	30" x 14" x 40"
R3-3	30	42	3/4	220-440/3	\$2,860		250	30" x 14" x 40"
R5	40	42	1-1/2	220-440/3	\$3,310		260	30" x 14" x 40"
R7	60	55	3	220-440/3	\$4,070		385	40" x 20" x 42"
R10	80	120	3	220-440/3	\$5,470		590	42" x 25" x 52"
R12	125	120	5	220-440/3	\$6,800		675	42" x 25" x 52"

Options:

Anti-syphon float valve assembly	\$180
Tank heater kit - TH5 (5 to 60 HP), thermometer, sparger, regulator valve, strainer, sensor.	\$820
Tank heater kit - TH7 (80 to 200 HP), thermometer, sparger, regulator valve, strainer, sensor.	\$1,190
Dial thermometer - Model DT-1 with 2" dial and 1/2" socket.	\$120
Aluminum anode - Model AA-1 installed in tank for corrosion protection.	\$120

Feed Water Only Options (Used when no condensate is returned):

Solenoid water valve - Model SWV-1 including strainer, stop and check valves, 1/2".	\$340
Feed pump - Model 1, 115/1 motor, solenoid, and strainer for boilers smaller than 10 HP.	\$740










Notes:

- 1) All three phase return systems include starters.
- 2) For custom return systems and control packages, please consult factory.

ALL PRICES ARE F.O.B. FACTORY AND SUBJECT TO CHANGE WITHOUT NOTICE.

All return systems are furnished with turbine-type pumps and motor units, water gauge sets, water make-up valves, suction strainers, shut-off valves, and piping. CAUTION: Pumps for electric boilers require separate 120/1 or 220-440/3 supply. Boiler control transformer is not sized to carry pump motor load.

LV Series Duplex Vertical Return Systems									
Model:	Boiler (BHP)	Tank (GAL)	Pump Motors (HP)	Volt.	Price (USD)			Ship Weight (LBS)	W x H
					Duplex A	Duplex B	SS Adder		
LV16-D	20	32	1/2	115/1	\$3,320	\$3,620	\$950	240	18" x 51"
LV20-D	25	32	3/4	115/1	\$3,540	\$3,840	\$920	240	18" x 51"
LV20-3-D	25	32	3/4	220-440/3	\$4,330	\$4,510	\$920	240	18" x 51"
LV25-D	30	46	3/4	115/1	\$3,790	\$4,090	\$1,060	245	18" x 63"
LV25-3-D	30	46	3/4	220-440/3	\$4,580	\$4,760	\$1,060	245	18" x 63"
LV35-D	40	46	1-1/2	220-440/3	\$5,490	\$5,670	\$1,060	245	18" x 63"
LV60-D	60	65	3	220-440/3	\$6,760	\$6,940	\$1,290	460	24" x 63"
LV75-D	80	80	3	220-440/3	\$7,030	\$7,210	\$1,420	490	24" x 70"
LV100-D	100	120	5	220-440/3	\$9,140	\$9,320	\$2,290	565	28" x 71"
LV150-D	150	150	5	220-440/3	\$9,410	\$9,590	\$2,410	565	28" x 83"

R Series Duplex Horizontal Return Systems									
Model:	Boiler (BHP)	Tank (GAL)	Pump Motors (HP)	Volt.	Price (USD)			Ship Weight (LBS)	L x W x H
					Duplex A	Duplex B	SS Adder		
R1-D	20	32	1/2	115/1	\$3,650	\$3,950		240	34" x 13" x 38"
R2-D	25	32	3/4	115/1	\$4,030	\$4,330		250	34" x 13" x 38"
R2-3-D	25	32	3/4	220-440/3	\$4,670	\$4,840		250	34" x 13" x 38"
R3-D	30	42	3/4	115/1	\$4,160	\$4,460		300	30" x 14" x 40"
R3-3-D	30	42	3/4	220-440/3	\$5,090	\$5,270		310	30" x 14" x 40"
R5-D	40	42	1-1/2	220-440/3	\$5,530	\$5,710		320	30" x 14" x 40"
R7-D	60	55	3	220-440/3	\$6,250	\$6,430		460	40" x 20" x 42"
R10-D	80	120	3	220-440/3	\$7,120	\$7,300		675	42" x 25" x 52"
R12-D	125	120	5	220-440/3	\$8,720	\$8,900		760	42" x 25" x 52"

Options:

Anti-syphon float valve assembly	\$180
Tank heater kit - TH5 (5 to 60 HP), thermometer, sparger, regulator valve, strainer, sensor.	\$820
Tank heater kit - TH7 (80 to 200 HP), thermometer, sparger, regulator valve, strainer, sensor.	\$1,190
Aluminum anode - Model AA-1 installed in tank for corrosion protection.	\$120

Notes:

- 1) All three phase return systems include starters.
- 2) Duplex A package includes NEMA-1 panel, A/B alternator, HOA switch, dial thermometer, and pump lights.
- 3) Duplex B package includes NEMA-1 panel, A/B alternator, HOA switch, On/Off switches, non-fused disconnect, dial thermometer, and pump lights.
- 4) For custom return systems and control packages, please consult factory.

ALL PRICES ARE F.O.B. FACTORY AND SUBJECT TO CHANGE WITHOUT NOTICE.